



Cross Channel Racing

What is required from the marking station

Prepared by D.G.Parsons MRCVS

Liverpool
Liverpool Stoke-on-Trent
Great Yarmouth

London

Nezareth
Guéhenne
St Malo Carentan
Fougeres
Mossion
Nort-sur-Erdre
St Philbert

Sigogne

Bordeaux

Agen

Dax

Pau

Tarbes

Perpignan

Image Landsat / Copernicus
Data SIO, NOAA, U.S. Navy, NGA, GEBCO
Image IBCAO

Cross Channel Racing



The last two years have been a steep learning curve to come to terms with the requirements for cross channel racing.

The following slides are intended to explain why we do what we do.

This is best practice as we have it to date.

These notes are intended for the marking stations supplying the BICC and NFC Cross Channel races

I hope you find them useful,

David

April 2024

Contents



1. The completed certificate
2. The timeline
3. You will need the following at the marking station
4. Transporter and baskets
5. Document check
6. How to complete the forms
7. How to submit the completed forms

The completed certificate



- This certificate had 29 pages.
- Every page except for pages 1 to 6 must be computer printed.
- The Official Veterinary Surgeon has to complete pages 1 to 6. These will be handwritten.
- It needs to be neat and tidy.
- Stamped, initialed, signed and dated as necessary on each page.
- It should reflect the care and attention to detail of each fancier who enters a pigeon in the race.



The completed certificate

It is not just a tick box exercise

If the information is incorrect,
if the ring numbers and basket numbers do not correspond,
if CPH numbers, addresses, ring numbers, basket numbers are handwritten,
if the number of baskets is wrong.

The transporter may be refused entry and APHA and Defra will be notified.

The Official Veterinarian may face disciplinary action from our governing body.

APHA and Defra may decide that extra checks are needed or that the current system is unworkable.

That could be the END of racing



The completed certificate

2022 season

We learnt what was needed.

2023 season

We applied that knowledge and had a successful racing season.

2024 season

Repeat everything from the 2023 season but do it better and slicker.

We must not cut corners



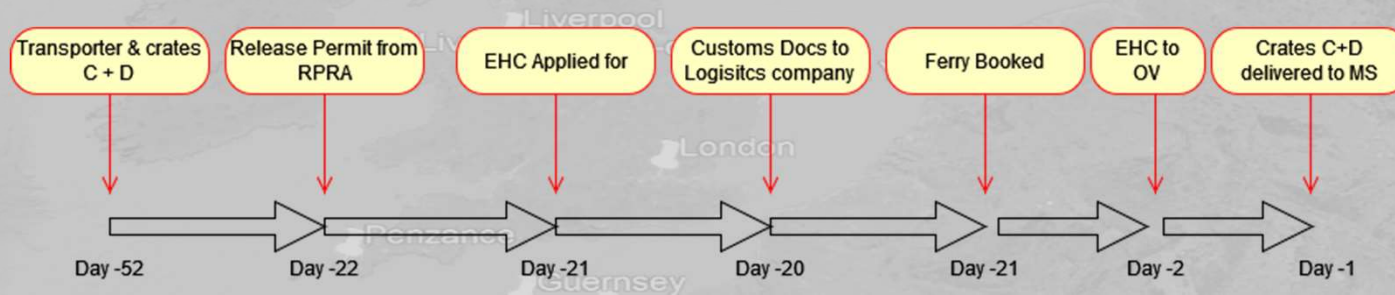
The timeline

1. It is my belief that the completion of EHC 8465 is the most difficult of all export certificates.
2. It has to be done in a day
3. Hundreds to thousands of pigeons are transported rather than tens.
4. They are collected from hundreds to thousands of lofts rather than one or two farms
5. They are marked at 6 to 10 marking stations in England and Wales
6. They are collected from these and transported to Portsmouth to catch the ferry to Caen
7. Caen is the only port that will accept racing pigeons
8. All the paperwork must be with the Official Vet by midday if the transporter is to catch the ferry that evening



The timeline

Preparing for Marking day



Key: C+D = Cleaning and disinfection; EHC = Export Health Certificate
OV = Official veterinarian; MS = Marking station

Notes:

Day 0 is the marking day

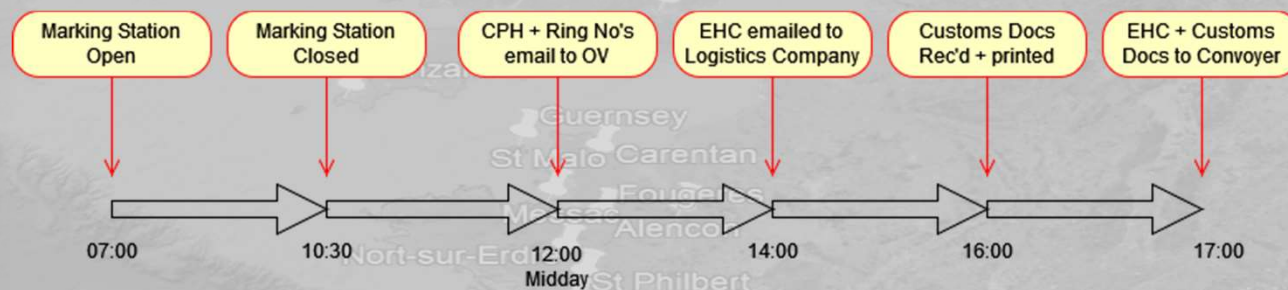
Day -1 is the day before the marking day etc.

Without the correct customs documents and appropriate vehicle certification, you are going nowhere

The timeline



Marking Station



You will need the following at the marking station



1. You will need one or two people who can set up and use a computer.
2. You will need a room that is warm and quiet.
3. You will need a power supply.
4. You will need tables and chairs.
5. You will need Wi-Fi.
6. You will need Microsoft Excel on the computer.

Transporter and baskets



1. Transporter and baskets need to be cleaned and disinfected prior to each race.
2. They should be disinfected with a Defra approved disinfectant used at the correct dilution.
3. The usage rate to comply with the **Diseases of Poultry Order and the Avian Influenza and Influenza of Avian Origin in Mammals Order** are usually more concentrated than the general usage rates printed on the label.

Transporter and baskets



Product Name	Diseases of Poultry Order and the Avian Influenza and Influenza of Avian Origin in Mammals Order
Virkon S	225 *
Virkon S Tablets (5g)	150 *

* Number of Millilitres Water To One Gram Disinfectant

Reference: **Disinfectants Approved for use in England, Scotland and Wales**

http://disinfectants.defra.gov.uk/DisinfectantsExternal/Default.aspx?Module=ApprovalsList_SI

Transporter and baskets



For Virkon S the rates to use for two brands are:

Virkon S (powder): – add

1g powder in 225ml water or
10g powder in 2.25 litres water or
40g powder in 9 litres water

Virkon S 5g tablet: – add

1 tablet in 750 ml water or
2 tablets in 1.5 litres water or
12 tablets in 9 litres water

Transporter and baskets – photos to prove clean sent to Official Vet



Note:
Every basket must be clearly and
uniquely numbered.



Document check



You will need to see the following documents:

1. Letter / email from Defra or APHA giving the CPH number.
2. Racing Pigeon establishment operator declaration or “Owners declaration”.
3. Vaccination Records.
4. Loft visit attestation and registration with a veterinary practice.

Document check



The considerate fancier will have the relevant documents in an easily accessible format.


“However, on loft visits I have been told by the fancier that they will simply bring all their paperwork for you to sort through”

Perhaps sending them to the back of the queue to get them sorted will be good education and a lesson in being considerate towards others.



Document check - CPH

From: Rural, Payments
Sent: 31 May 2022 09:13
To: [redacted]
Subject: Racing pigeon establishment registration CRM:08479840000302

 Rural Payments Agency

SBI: 200750455
Business name: [redacted]
Our ref: CPH RPE (1.0) + CRM-[redacted]

Dear Mr. Brown

Thank you for completing the Racing Pigeon Establishment Registration form. You are now registered on the Rural Payments service.

Your Single Business Identifier (SBI) is - [redacted]
Your Customer Reference Number (CRN) is - [redacted]

These are unique references for you and your business. You will need to give these when you contact us.

The County Parish Holding (CPH) number that has been allocated to your establishment are listed below

CPH number	Address of establishment	GPS co-ordinates Easting and Northing
[redacted]	[redacted]	X [redacted] Y [redacted]

What you need to do
Before you move your pigeons to the EU or Northern Ireland for racing back to Great Britain you need to complete and sign the Animal and Plant Health Agency (APHA) [Racing Pigeon Establishment Operator Declaration form](#).

Keep a signed copy of this as APHA or an Official Veterinarian may ask to see it as part of the export health certification process.

If you have any questions about this email
You can email customeradvice@apha.gov.uk or call APHA on 0300 300 600 (Monday to Friday, 8:30 to 5pm).

Yours sincerely

Jade Ferry

1. Original letter / email from Defra or APHA or equivalent in Scotland and Wales should detail

1. CPH number,
2. the owners name and address,
3. and location (grid reference or Eastings and Northings).

2. You do not need to get a new CPH number each year.

3. You will need a new CPH number if you have moved house or loft.

4. Please remind fanciers that they should cancel their CPH number if they stop racing the channel or stop racing pigeons.

This avoids the possibility of distressing letters from these agencies in the future.



Document check – Owners declaration

Make sure that Sections 1, 2 and 3 have been completed.

Mandatory means that this part must be filled in.

If anything has not been completed send them away telling them to come back when completed.

The declaration is **valid for 12 months from the date of signature**. A declaration signed November 1st, 2023 will be valid until October 31st, 2024. Good for the NFC and BICC 2024 racing season.

Document check – Owners declaration



Department for Environment, Food and Rural Affairs
Welsh Government



Racing pigeon establishment operator declaration for the movement of racing pigeons to the EU or Northern Ireland for immediate release for racing back to Great Britain

Establishments wanting to move race pigeons from Great Britain to the EU or Northern Ireland for the purposes of immediate release for racing back to Great Britain, must meet the requirements set out in [export health certificate 8465](#) and [Articles 8 and 62 of Commission Delegated Regulation \(EU\) 2020/692 \(as amended\)](#).

You must complete and keep a copy of this declaration, if you are responsible for an establishment from which you, or other keepers of racing pigeons, move racing pigeons from England or Wales to the EU or Northern Ireland for the purpose of immediate release for racing back to Great Britain.

An official veterinarian can only certify the export health certificate 8465 if the establishment has both:

- [a county parish holding \(CPH\) number](#)
- a copy of this declaration completed and signed within the last 12 months

This declaration is valid for 12 months from the date the operator signs it. After 12 months the operator will need to sign a new copy of this declaration to confirm that they can still meet the requirements of registration for the next 12 months.

What you need to do

To complete the declaration, you must:

- read the [guidance on the movement of racing pigeons](#), before you complete this declaration to make sure you understand how to comply with the requirements in the relevant [export health certificate](#) and Articles 8 and 62 of Commission Delegated Regulation (EU) 2020/692 (as amended)
 - have a valid CPH number for the establishment
 - complete all fields marked as mandatory
 - complete a separate declaration for each establishment you register
 - sign section 3 to confirm you agree to act in accordance with the requirements of this declaration
- keep a signed copy of this declaration, and provide a copy if the Animal and Plant Health Agency (APHA) or the official veterinarian request to see it as part of the certification process for export health certificate 8465

The first page looks like this.



Document check – Owner's declaration

Section 1: Establishment operator (applicant)

You must complete all fields marked as mandatory. Give details of the person who is responsible for the establishment.

Full name including title (Mandatory)

Business or trading name (if applicable)
Click or tap here to enter the business or trading name.

Operator's address (Mandatory)

Postcode (Mandatory)

Telephone number (Mandatory)

Email address (Mandatory)

Section 2: Location of the establishment from which birds will be moved

Provide details of the establishment from which birds will be moved from:

Establishment's address (if different from the operator's address)

Postcode
Click or tap here to enter text.

County parish holding number (CPH) (Mandatory)

GPS coordinates of the establishment (Mandatory)

Provide the GPS coordinates of the establishment, which you can find using the [MAGIC mapping tool](#).

Section 3: declaration

- The second page looks like this
- You need to complete sections 1, 2 and 3.
- Mandatory means that you must fill this part in
- Once completed this part will be the same year after year for as long as you race.



Document check – Owner's declaration

Before signing this declaration, you should read the [moving racing pigeons to Northern Ireland or EU guidance](#) and make sure you can meet the legal requirements of [export health certificate 8465](#) and [Articles 8 and 62 of Commission Delegated Regulation \(EU\) 2020/692 \(as amended\)](#).

By signing this declaration, I confirm that:

- the establishment has been issued a CPH number and this has been provided in section 2 of this declaration
- I will provide my CPH number and confirmation of establishment registration to anyone moving racing pigeons from the establishment to the EU or Northern Ireland for the purpose of immediate release for racing back to Great Britain
- I agree the establishment will be registered with a veterinary practice
- I agree the establishment will receive at least one visit per year from a veterinarian, which must include an assessment of, and provision of relevant information on, signs of the occurrence of diseases, including the listed diseases referred to in [Annex I to Delegated Regulation \(EU\) 2020/692](#) and diseases notifiable and reportable in Great Britain which are relevant to captive birds
- I will keep evidence for a minimum of 3 years that veterinary visits have occurred and make these records available to APHA for inspection on request
- I will seek advice from a veterinarian if I have any concerns regarding the health of the birds in the establishment
- the birds in the establishment have not been vaccinated against highly pathogenic avian influenza
- all birds in the establishment have been vaccinated against infection with Newcastle disease virus with a vaccine approved by the Veterinary Medicines Directorate, in accordance with the manufacturer's instructions
- I agree to maintain vaccination records for a minimum of 3 years for the birds in the establishment which must include the name of the vaccine administered, batch number and expiry date of vaccine batch, proof of purchase of the vaccine, date administered, number of birds vaccinated, ring number of birds vaccinated, and name of person administering the vaccine
- I agree to APHA contacting me in the event of notifiable disease outbreaks (such as avian influenza) in my area, and I also agree to APHA giving me advice and information on biosecurity and animal disease control
- I understand that the derogation allowing pigeon racing from EU or Northern Ireland to Great Britain will be suspended should my establishment be within a 10 kilometre radius of an outbreak of highly pathogenic avian influenza or infection with Newcastle disease virus while disease control and surveillance activities are undertaken within the relevant zones
- I agree to provide APHA with copies of my records as required by [export health certificate 8465](#) and Articles 8 and 62 of Commission Delegated Regulation (EU) 2020/692 including a copy of this signed declaration either by post or email, if requested
- I understand I will be unable to use the derogations from the animal health requirements for the entry into the EU of captive birds set out in [Article 62 of Commission Delegated Regulation \(EU\) 2020/692](#) if any of the registration requirements set out in this declaration are not met

Signature: 

Date:

Data protection

- The third page looks like this
- The Fancier must sign and date it each year.
- I am quite happy if the fancier simply crosses out the date and signature from the previous year. Then signs and dates it for the current year.
- Not everyone has access to a printer and it saves trees.

Document check – Vaccination records



Current Vaccination Certificates confirming **vaccination within 12 months of the race date**

All birds in the loft should be vaccinated. This includes fantails, tumblers etc.

All birds must be entered on the vaccination record.



Document check – Vaccination records

Make sure the vaccination record is fully completed detailing: –

owners name and address,

vaccination date,

witness signatures,

vaccine brand (either Columbovac PMV or Nobilis paramyxo P201),

dose given (Columbovac = 0.2ml and Nobilis = 0.25ml),

vaccine batch number and expiry date



Document check – Vaccination records

THE ROYAL PIGEON RACING ASSOCIATION
LOFT VACCINATION CERTIFICATE

OWNERSHIP

I/We certify that we are the registered owner(s) of the pigeons listed on this loft vaccination certificate.

Signed... Date 22-5-22

Name... Loft Number...

Address...

VACCINATION

We certify that we have witnessed / carried out vaccination of the pigeons listed on overleaf with COLOMBOVAC PMV vaccine.

Batch no. 551165 Expiry date... Dose...

Signature... Date 22-5-22

Signature... Date 22-5-22

CLUB / VETS STAMP

NOTE : Vaccination must be carried out strictly in accordance with the manufacturers instruction issued with the vaccine, which must be a vaccine approved for the purpose under the Medicines Act 1968.

ORIGINAL TO BE KEPT BY THE CLUB
DUPLICATE COPY TO BE KEPT BY THE OWNER

- You fill in the ownership details
- Fill in the brand of vaccine, batch number, expiry date and dose injected – so not complete
- Signatures of two witnesses to vaccination and date of vaccination



Document check – Vaccination records

Ring Number	Vaccine & Batch Number	Date
GB21V6315		
GB21V6326		
GB21V6323		
GB21V6302		
GB21V6331		
GB21V6330		
GB21V6303		
GB21V6318		
GB21V6333		
GB21V6314		
GB21V6309		
GB21V6325		
GB21V6334		
GB21V6350		
GB21V6316		
GB21V6348		
GB21V6335		
GB21V6346		
GB21V6347		
GB21V6349		
GB21V6329		
GB17N033373		
GB19N032919		
GB17N033368		
GB19V74614		

551165 19-02-2022

GB21V63142
GB20V36909
GB20V36915
GB21V63214
GB20V36933
GB20V36939
GB18V268448
GB17N033375
GB17N033342
GB16V01741
GB20V36913
GB21V63379
GB19V74621
GB20V36929
GB20V36904
GB13N29550
GB15N52238
GB20V36923
GB18V268336
GB19E44521
GB20V36916
GB17N033344
GB20V36914
GB20V36903
GB20V36912

551165 19-02-2022

GB20V36935
GB17N033369
GB13N29552
GB20V36927
GB15N52254
GB12N17227
GB15N52245
GB20V36926
GB19V74447
GB17N33368
GB17N33373
GB21V63304
GB21V63306
GB21V6308
GB21V6312
GB21V6316
GB21V6320
GB21V6322
GB21V6326
GB21V6328
GB21V6333
GB21V6337
GB21V6339
GB21V6343
GB18V26851

551165 19-02-2022

GB20V36909
GB20V36915
GB20V36945
GB21V63305
GB21V6317
GB21V6321
GB21V6329
GB21V6338
GB21V6342
GB21V63351
GB20V36913
GB20V36917
GB20V36927
GB19E44525
GB14P34074
GB19V74640
GB14P34071
GB14N42811
GB14P34075
GB14N42712
GB14P34101
GB19V74616
GB21V637715
GB21P14514
GB15K21494
GB19N74630
GB18N24089
GB18N25059

551165 19-02-2022

Stamp: NEFC

Signature: [Redacted]

Signature: [Redacted]

- List all pigeons in your loft individually.
- This can be used to record deaths, losses, sales etc
- Record batch number and expiry date
- Signature of witnesses to vaccination


Document check – Loft Visit Attestation



1. The Fancier must have had an Annual Loft visit **within 12 months of the race date**
2. The Fancier must have **Proof of Registration** with a veterinary practice


Document check – Loft Visit Attestation



 David·G·Parsons·M.R.C.V.S.¶

Owner¶
¶
¶
Establishment's county parish holding (CPH) number: ¶
¶
Veterinary attestation¶
¶
By signing and providing this attestation to the establishment operator, you are confirming that you have visited the racing pigeon establishment and have: ¶
• → carried out a visual assessment of the birds kept at the establishment for the purpose of detection of signs of the occurrence of notifiable and reportable diseases ¶
¶
• → provided information on the relevant and emerging diseases for the species ¶
¶
Veterinary Practice Registration¶
¶
This attestation confirms that you are registered with my practice.¶
¶
Veterinarian's signature¶

D·G·Parsons·MRCVS¶
¶
Date: ¶
¶
This attestation and practice registration is valid for 12 months from the date of signing.¶
¶
Veterinary practice's stamp¶



- There is a Government template which is accessible through the RPRA and government website
- I am allowed to print my own based on this template
- The latest version confirms your CPH number, date of loft visit and the fact that you are registered with my practice



How to complete the forms

Most Importantly

Handwritten forms listing:

CPH numbers and owners name and address

Closed ring number and basket number

Are **NOT ACCEPTABLE** and will result in the transporter being prohibited from entering France.



How to complete the forms - Ring Number

225	GB20N39651	225	GB20N39677	225	GB21N2217	225	GB21N22713	225	GB22N27206
225	GB22V84306	267	GB20N39648	267	GB22N27241	267	GB21N22720	267	GB22N27225
267	GB22N27255	647	GB21N64893	647	GB20N65041	647	GB21N64958	647	GB21N64946
647	GB21N64882	647	GB21N44341	647	GB21N44342	647	GB19N67029	647	GB19N44247
10	GB18N66038	10	GB17N49194	101	GB19N67121	101	GB21N64846	10	GB18N65970
647	GB21N64867	47	GB21N64949	225	GB19B01189	225	GB21B00912	225	GB21B00905
225	GB22B03692	225	GB22B09949	225	GB22B03693	225	GB22B03697	225	GB22N04118
225	GB22B03689	10	GB19D398	10	GB20N08227	286	GB21N41200	286	BE206033206
286	GB20D10843	286	GB20C2	286	GB20N08265	286	GB21N26344	258	GB21N20244
10	GB19N26395	10	GB21X102	10	GB21N20277	10	GB21N28033	258	GB21N20279
10	GB21N70263	258	GB18N46693	258	GB19N26310	258	GB21N20331	286	GB21N20224
286	GB19N26361	10	GB19N26349	10	GB21N20227	10	GB20N08319	10	GB21N20340
10	GB20N08298	10	GB19N26312	10	GB21N08298	10	GB19N26357	10	GB18N46705
10	GB19N26333	258	GB20N08339	258	GB18N46783	258	GB20N08219	258	GB20N08219
647	GB20N08224	207	GB18N46779	258	GB20N08218	258	GB20N08218	207	GB20N08290
647	GB20N08280	286	GB22B01108	258	GB20N03607	258	GB20N03607	225	GB21A00045
225	GB21A0046	225	GB22A00496	258	GB22A00500	258	GB22A00500	258	GB22V09650
286	GB21B01099	286	GB21V09855	258	GB20A00060	258	GB20A00060	647	GB21B02571
258	GB22N50003	258	GB21N01101	258	GB20B02578	258	GB22N49981	258	GB21B02578
647	GB22N49935	258	GB21B02565	258	GB19N27431	258	GB20N03803	286	DV2200223235
286	GB21N06024	286	GB21P30328	286	GB21N06041	286	GB22N17646	286	GB22N17654
286	GB21N06020	286	GB22N17646	286	GB17N013038	286	GB21N59876	286	GB22D75692
258	DV22031452534	258	GB22N17646	258	GB22N59881	258	GB21N17175	258	GB21N06077
258	GB21N09149	258	GB19N741	258	GB22N17648	286	GB21N06038	603	GB22S73571
195	GB22N52413	603	GB22S73543	603	GB22N52416	603	GB22S73545	195	GB22N52418
195	GB22S73549	195	GB22S73568	603	GB20V79688	603	GB21N30011	221	GB20N11820
221	GB21N30033	221	GB21N30040	221	GB20N11857	221	GB20N11854	603	GB21N30044
221	GB21N30009	221	GB22N11807	603	GB20N11841	603	GB19N21770	603	GB21N30013

- Old way of recording ring numbers and baskets - **UNACCEPTABLE**
- Because:
 1. It takes longer to enter the ring number and basket number for each pigeon on the spreadsheet.
 2. It makes it more difficult for the OV to confirm the number of baskets and birds sent.
 3. If basket 647 is selected by French Health Authorities. Difficult to check if pigeon is listed.



How to complete the forms - Ring Number

CRATE No. MARKING STATION	
604	
Code no.	Ring no.
1	9022603882
2	9022603888
3	9021002121
4	9021072816
5	9019N79906
6	9021N72786
7	9022N66529
8	9018N66937
9	9022N66537
10	9019N34210
11	9020N63659
12	9020N63664
13	9021005753
14	9020N63641
15	902191328706
16	9021X34986
17	9021N41337
18	9021N44030
19	9021N90560
20	9021N41097
21	9021N4108
22	9021N90543
23	
24	
25	
26	
27	
28	
29	
Signed: _____	
Cocks / Hens	

CRATE No. MARKING STATION	
104	
Code no.	Ring no.
1	9020N63633
2	9018N53710
3	9019N25318
4	9021007752
5	9021N41339
6	9021N41283
7	9021N94060
8	9021N91286
9	9021N41361
10	9021N94066
11	9020N13979
12	9021N41277
13	9021N41245
14	9021N41352
15	9021N41409
16	9020N15906
17	9021N94065
18	9021N41062
19	
20	
21	
22	
23	
24	
25	
26	
27	
28	
29	
Signed: _____	
Cocks / Hens	

- New and more efficient way using basket sheets.

1. Enables tracing pigeon to owner easier
2. Keeps track of the number of pigeons in the basket
3. Keeps hens and cocks separate
4. Speeds up entering ring numbers onto spreadsheet

Saves about 5 minutes per basket.



How to complete the forms - Ring Number

These basket sheets were sent by Whatsapp to someone who is not familiar with pigeon ring numbers. They were entered on the Excel spreadsheet at their home.

1. Fill in the sheet completely.
2. Write clearly, I was asked if it was GB, Gb or GD
3. Take your time. **What you are doing is very important.**
4. Can you read your own writing when finished?
5. Transcription errors could result in pigeons not being allowed into France.

CRATE No.	MARKING STATION
604	
Code no.	Ring no.
1	GB22503882
2	GB221703888
3	GB21002121
4	GB21N72816
5	GB19N79906
6	GB21N72786
7	GB22N66529
8	GB18N66937
9	GB22N66537
10	GB19N34210
11	GB20N63659
12	GB20N63664
13	GB21005753
14	GB20N63641
15	GB2191328706
16	GB21X34986
17	GB21N41337
18	GB21N94030
19	GB21N90560
20	GB21N41597
21	GB21N41408
22	GB21N90543
23	
24	
25	
26	
27	
28	
29	
Signed: _____	
Cocks / Hens	

CRATE No.	MARKING STATION
104	
Code no.	Ring no.
1	GB20N63633
2	GB18N53710
3	GB19N25318
4	GB21007752
5	GB21N41339
6	GB21N41283
7	GB21N94050
8	GB21N91286
9	GB21N41361
10	GB21N94066
11	GB20N13979
12	GB21N41277
13	GB21N41245
14	GB21N41352
15	GB21N41409
16	GB20N15906
17	GB21N94055
18	GB21N94062
19	
20	
21	
22	
23	
24	
25	
26	
27	
28	
29	
Signed: _____	
Cocks / Hens	



Ring Number List

UNACCEPTABLE

Crate	ID Number	Crate	ID Number	Crate	ID Number	Crate	ID Number	Crate	ID Number
6	GB22A00488	4	GB22N15728	3	GB20N19282	2	GB22V81737	7	GB20X14324
6	GB22N21530	4	GB22N15735	3	GB13253420	2	GB22V81735	7	GB21B41480
8	GB22N21569	4	GB22B35301	3	GB13253421	2	GB22V81717	7	GB19B18866
8	GB22N21567	4	GB20N28236	3	GB18266278	2	GB22V81730	7	GB20V49669
8	GB22A00306	1	GB21N46874	3	GB22N00778	5	GB22V81702	7	GB19E26572
8	GB22B35827	1	GB21X16707	3	GB20N19262	12	GB22V81713	7	GB19E33527
8	GB22V02737	1	GB21L12065	3	GB22N00776	12	GB22V81723	13	GB19250314
8	GB22N21581	4	GB21L39049	3	GB22N00772	12	GB22V81715	13	GB172068458
8	GB22V02718	3	GB21N46876	2	GB22N16571	12	GB22S23362	5	GB210200535
6	GB22N21578	1	GB21X16704	10	GB21N16563	5	GB21L20747	5	GB22242600
6	GB22N21591	4	GB22N21125	3	GB21N70014	5	GB21L20701	5	GB21P26023
6	GB22V02719	4	GB22A00280	2	GB22N48911	13	GB21L20784	5	GB20200530
6	GB22V02738	4	GB22N21144	2	GB22N48913	12	GB21L20785	5	GB22239517
6	GB20221524	4	GB22N21128	2	GB22N48921	5	GB21L20761	7	GB22242581
8	GB20221533	3	GB22N03612	2	GB22N48923	5	GB21L20705	7	GB21P26040
8	GB21V71557	3	GB22N21133	2	GB22N48968	12	GB21B41809	7	GB21B60390
6	GB20N04783	3	GB22N21123	10	GB19N77846	12	GB18264978	13	GB22N30233
6	GB19219684	4	GB22A00299	10	GB21N78387	12	GB18264983	7	GB22N30295
6	GB20N04782	3	GB22N03559	10	GB21N78394	12	GB20250460	13	GB21B60495
8	GB22N22139	1	GB22A00285	10	GB22N48905	12	GB20250458	13	GB22N77510
6	GB19E21143	1	GB22N21127	10	GB22N48906	12	GB19N13044	13	GB22N61440
6	GB19X32730	1	GB22B47501	10	GB22N48925	12	GB20B30349	13	GB21B60493
6	GB22N61268	1	GB22N21154	10	GB20B30950	12	GB21Z25681	13	GB22N30299
6	GB21N54884	3	GB22S428429	10	GB21N30942	12	GB21N32278	13	GB22N77516
6	GB20N28624	3	GB22S42830	10	GB22N17692	5	GB19207965	13	GB22N30289
6	GB22N61209	3	GB22S42826	2	GB21B05310	5	GB21N32270	7	GB22N44330
6	GB22N61201	3	GB22S42821	10	GB16N68363	5	GB18N93051	13	GB22N44334
6	GB20N28651	3	GB21Z30705	10	GB21N78780	5	GB19N13051	7	GB22N44311
6	GB20N28674	3	GB22S42844	10	GB21N78779	5	GB18N56034	13	GB22N44324
6	GB22N61203	3	GB22B36067	2	GB16N68368	5	GB20N43477	7	GB22N44319
4	GB21N54960	3	GB22B36072	2	GB20X07947	5	GB20X23362	13	GB22N44318
4	GB20N28813	3	GB22S42822	2	GB21N78777	5	GB19B18081	7	GB22N44314
4	GB22D56894	1	GB22S42855	2	GB21X21016	5	GB21N89817	13	GB22N44313
4	GB19H48627	10	GB22S42836	2	GB21X20997	5	GB21N40378	7	GB22N44304
4	GB22D56917	1	GB22S42845	2	GB21X20981	12	GB22B36040	13	GB22N44316
4	GB20N28695	1	GB22S42833	2	GB20D11271	12	Nw22N3844	7	GB22N44325
4	GB22D56912	1	GB22S42827	2	WHU20B00520	12	GB21Z46666	13	GB22N44342
4	GB22D56949	1	GB22B36070	2	WHU21C26627	12	NW20N4117	3	GB20V77774
4	GB21D46675	10	GB21R24573	2	GB20D11266	3	Nw22A3904	3	GB19V24526
1	GB19N32890	10	GB20R35013	2	WHU21C26808	5	GB20V37736	7	GB17L30586
1	GB21D46657	10	GB21R24564	12	GB21Z19237	13	GB20A29716	3	GB17L30604
1	GB22D56895	10	GB20R35046	12	GB20D11270	5	NwHU21B1204	3	GB18L35764
1	GB22D56918	10	GB22C48503	10	WHU20B00530	13	NwHU19L4242	13	GB18P07975
1	GB22D56951	10	GB21B41972	12	GB19257283	13	NwHU21B1241	13	GB18H48007
1	GB22D56958	10	GB22R24572	12	GB20260095	13	NwHU19L4229	13	GB18Z19332
8	GB20Z00552	10	GB22B36418	12	GB19257290	13	NwHU20B2674	7	GB18Z20044
8	GB21D46662	10	GB22C48487	12	GB21Z62401	13	NwHU1755833	7	GB18Z20085
1	GB22D56954	10	GB22C48501	2	GB21Z50773	13	NwHU1804160	7	NEHV17TV1168
1	GB21D46682	10	GB22C48367	2	GB21H41852	7	GB19250307	7	NwHV19T1633
1	GB21F27810	3	GB22C48517	2	GB21R26492	7	GB21Z37859	3	NwHU20E4002
4	GB19N02186	3	GB21R24536	12	NEHU2019HAR3	13	GB20Z49431	7	GB20N17599
4	GB20N28213	3	NwHU2019N173	2	GB22V81736	7	GB19E33534	7	GB21N37061

Because

- OV cannot check how many crates are being sent.
- Cannot check correct number of pigeons in each crate?
- Difficult to find a pigeon as could be on sheet one or sheet two.

Remember if the French Health Officials are having a bad day. They may simply say "Non".

End of race!

Ring Number List – Basket Sheet



- Most marking stations use basket sheets.
- All these marking stations had the correct number of pigeons per basket.
- Hens and cocks were in their correct baskets.
- The exact number of pigeons in the race and number of baskets being used is known.
- The next slide shows what happens when basket sheets are not used.



Ring Number List – Basket Sheet

The aim was to have 26 pigeons in each basket.
Basket sheets were not used.

MS – A Actual number Pigeons/basket	Number of baskets	MS – B Actual number Pigeons/basket	Number of baskets
21	1	14	1
22	2	15	1
25	1	25	6
26	4 (31%)	26	8 (38%)
27	1	27	3
28	1	28	1
29	3	29	1
Total	13		21

- Marking station A had 3 baskets that had 3 more pigeons (29) in them whereas Marking station B just had one basket with 29 pigeons in it.
- The correct number of pigeons per basket was achieved around a third of the time.
- Incorrect numbers in a basket could lead to investigations under the animal transport regulations.
- It could put some pigeons at an advantage or disadvantage compared to their competitors.



How to complete the forms - Ring Number

From the basket sheet.

Find the basket or crate number

Note basket numbers must start with a numeral from 1 to 9. Zero will not be recognised. Thus 007 will become 7 on the spreadsheet.

[illegible]

1. Enter the crate number in the first two boxes of the left column



How to complete the forms - Ring Number

From the basket sheet.

Find the basket or crate number

Note basket numbers must start with a numeral from 1 to 9. Zero will not be recognised. Thus 007 will become 7 on the spreadsheet.

[illegible]

2. Highlight both boxes.

Do this by pressing the shift key and then clicking on each box.

The boxes will be highlighted and you will see a small point, bottom right.

Place the cursor over this
and it will change to cross
hairs.

Whilst pressing the left mouse key, drag the mouse down as many rows as you need for the number of pigeons in the basket.

In this case, it is 20.



How to complete the forms - Ring Number

Note:
Keeping the caps
key on makes it
quicker to enter
the ring numbers.

Crate	ID Number
118	GB20S39697
118	
118	
118	
118	
118	
118	
118	
118	
118	
118	
118	
118	
118	
118	
118	
118	
118	
118	
118	
118	

3. You can now enter the ring number in the box immediately to the right of the basket number.
4. Press return and you will be taken to the next box immediately below the one you were in.
5. Continue entering the ring numbers.



How to complete the forms - Ring Number

Crate	ID Number
118	GB20S39697
118	GB21N13022
118	GB22N25387
118	GB21N23007
118	GB21N23002
118	GB22N25372
118	GB22V13115
118	GB22V13128
118	GB22V13102
118	GB22V13106
118	GB21V02357
118	GB22V13111
118	GB22V13109
118	GB22V13131
118	GB22N13151
118	GB22V13132
118	GB21V02389
118	GB22N33225
118	GB22N33241
118	GB22N33250

5. Continue entering the ring numbers.

6. If the ring numbers do not correspond with the basket number. It means you may have missed a bird.



How to complete the forms - Ring Number

Better

Crate		Crate		Crate		Crate	
ID Number	ID Number	ID Number	ID Number	ID Number	ID Number	ID Number	ID Number
2052 GB18P22204	2050 GB18B00199	2055 GB22S70542	2254 GB21E04263	2061 GB19D13666			
2052 GB20B00573	2050 GB19V11529	2055 GB21C20691	2254 GB21N30013	2061 GB21D04157			
2052 GB20B00570	2055 GB21F12716	2055 GB19V65448	2254 GB21N76664	2061 GB21D04147			
2052 GB20B00552	2055 GB21D13894	2055 GB20F07737	2254 GB19N68962	2061 GB20F27696			
2052 GB20B00172	2055 GB17E28408	2055 GB19F32757	2254 GB21N41397	2061 GB18D39648			
2052 GB19B06049	2055 GB19F32668	2055 GB21F12835	2254 GB21N41337	2061 GB20D10542			
2052 GB20V39707	2055 GB18F47009	2055 GB19F32746	2055 GB21N41357	2061 GB20C46751			
2052 GB21V56515	2055 GB20F07191	2055 GB20N18757	2055 GB21N84028	2061 GB18D39648			
2052 GB20N73358	2055 GB18N71924	2055 GB21F12773	2055 GB21N84074	2051 GB20D10565			
2052 GB21N81231	2055 GB16F20691	2055 GB20F07143	2055 GB21N41262	2051 FR20-143723			
2052 GB21B07268	2055 GB21F12817	2055 GB20F07178	2055 NL19-1328706	2051 GB20C46747			
2052 GB21V98345	2055 GB18F14276	2055 GB21F12894	2055 GB20N13953	2051 GB21D04204			
2052 GB21S07107	2055 GB19F32687	2055 GB20F07115	2055 GB21N54050	2051 GB21D04123			
2052 GB21B07264	2055 GB21N40384	2055 GB20F22431	2055 GB21N54059	2051 GB20D10521			
2052 GB22D50790	2055 GB19N81287	2055 GB19N25283	2055 GB20N01588	2051 GB20C46750			
2052 GB22D50709	2055 GB21F13515	2055 GB21B01549	2055 GB20N01566	2051 GB21D04159			
2052 GB22D50774	2055 GB19N26278	2055 GB18N11107	2055 GB19N13122	2051 GB21V88303			
2052 GB21V14639	2055 GB21B01550	2055 GB19B05085	2055 GB21N05885				
2059 GB20C04116	2055 GB20N13209	2055 GB20B02283	2055 GB19N69709				
2059 GB18B08654	2055 GB21B01548	2055 GB20X20004	2055 GB21B08207				
2059 GB20B00275	2055 GB19N87141	2055 GB18N45523	2055 GB20E09932				
2059 GB21B00436	2055 GB20N16273	2055 GB21N63375	2055 GB20V80147				
2059 RO20-785646	2055 GB22S70523	2055 GB21N63383	2055 GB19V19884				
2059 GB18C24878	2055 GB18B00639	2055 GB20P34864	2055 GB21V31530				
2059 GB19N62537	2055 GB21B01232	2055 GB21N73287	2055 GB19N25318				
2059 GB21N81236	2055 GB19B03004	2055 GB19C09101	2055 GB16N62996				
2059 GB21V98590	2055 GB19B03049	2055 GB18C41327	2055 GB22N04646				
2059 GB21B07254	2055 GB19N33492	2055 GB21V01345	2055 GB18N40247				
2059 GB21B07291	2055 GB20B01410	2055 GB21S37769	2055 GB20B03903				
2059 GB21B07126	2055 GB17X36885	2055 GB19X38066	2055 GB21B08230				
2059 GB21V98322	2055 GB17X36899	2055 GB19B11051	2055 GB19N69711				
2059 GB18T804634	2055 GB19V17143	2055 GB21N33277	2055 GB18F42338				
2059 GB21V98364	2055 GB21F12914	2055 GB21N33297	2055 GB21V31580				
2059 GB20H38374	2055 GB18F14246	2055 GB19E04558	2055 GB20V31569				
2059 GB20H37976	2055 GB18F20835	2055 GB21E04245	2055 GB20B00437				
2059 GB21F29901	2055 GB20F07129	2055 GB15N14736	2055 GB18V23612				
2059 GB22S71020	2055 GB18F14269	2055 GB18N57432	2055 GB21R17414				
2059 GB22S71028	2055 GB21F12821	2055 GB18N57454	2055 GB20L21004				
2059 GB21H35011	2055 GB22S70000	2055 GB21N30035	2055 GB22A21096				
2059 GB20H38138	2055 GB21B05220	2055 GB21N76668	2055 GB21D04125				
2059 GB22S89337	2055 GB21B05209	2254 GB19S34172	2055 GB16D27053				
2059 GB22S99316	2055 GB20N10797	2254 GB20H22993	2055 GB20D10599				
2059 GB21F29885	2055 GB21E08332	2254 GB21H19908	2055 GB20B00415				
2059 GB21B01280	2055 GB22A00136	2254 GB19S46624	2055 GB18B03860				
2059 GB21E08333	2055 GB19F16003	2254 GB20B11388	2055 GB22A21008				
2059 GB18F41453	2055 GB18F41468	2254 GB17B04878	2055 GB22A21039				
2059 GB21F12736	2055 GB21V10700	2254 GB21S37807	2055 GB22A21096				
2059 GB18B00204	2055 GB19V11576	2254 GB21S37806	2055 GB22A21034				
2059 GB16N12102	2055 GB18B00192	2254 GB21S37611	2055 GB21D04138				
2059 GB20V05092	2055 GB20V05115	2254 GB21N33291	2055 GB19E49503				
2059 GB19V11584	2055 GB19D11934	2254 GB17E03175	2055 GB17D10278				
2059 GB18B00125	2055 GB21B09432	2254 GB20E03529	2055 GB20C46759				

- The form is designed with 52 rows and 5 columns
- This is ideal for 26 pigeons in a basket. You will get 260 pigeons in 10 baskets on one sheet.
- However, if you have less pigeons in a basket e.g. 18, 20 or 24.
- Still just put two baskets in a column.
- It will be quicker and more helpful for the Official Vet.



How to complete the forms - Ring Number

Better

Green Ring Numbers				Page 100			
Crate	ID Number	Crate	ID Number	Crate	ID Number	Crate	ID Number
2052	GB18P22204	2050	GB18B00199	2055	GB22S70542	2254	GB21E04263
2052	GB20B00573	2050	GB19V11529	2055	GB21C20691	2254	GB21N30013
2052	GB20B00570	2055	GB21F12716	2055	GB19V65448	2254	GB21N76664
2052	GB20B00552	2055	GB21D13894	2055	GB20F07737	2254	GB19N68962
2052	GB20B00172	2055	GB17E28408	2058	GB19F32757	2254	GB21N41397
2052	GB19B06049	2055	GB19F32868	2058	GB21F12835	2254	GB21N41337
2052	GB20V39707	2055	GB18F47009	2058	GB19F32746	2058	GB21N41357
2052	GB21V58515	2055	GB20F07191	2058	GB20N18757	2058	GB21N84028
2052	GB20N73358	2055	GB18N71924	2058	GB21F12773	2058	GB21N84074
2052	GB21N81231	2055	GB16F20691	2058	GB20F07143	2058	GB21N41262
2052	GB21B07268	2055	GB21F12817	2058	GB20F07178	2058	NL19-1328706
2052	GB21V98345	2055	GB18F14276	2058	GB21F12894	2058	GB20N13953
2052	GB21S07107	2055	GB19F32887	2058	GB20F07115	2058	GB21N54050
2052	GB21B07264	2055	GB21N40384	2058	GB20F22431	2058	GB21N54059
2052	GB21S07900	2055	GB19N81287	2058	GB19N26283	2058	GB20N01588
2052	GB22D50709	2055	GB21F13515	2058	GB21B01549	2058	GB20N01566
2052	GB22D50774	2055	GB19N26278	2058	GB18N11107	2058	GB19N13122
2052	GB21V14639	2055	GB21B01550	2058	GB19B05085	2058	GB21N05885
2059	GB20C04116	2055	GB20N13209	2058	GB20B02283	2058	GB19N69709
2059	GB18B08654	2055	GB21B01548	2058	GB20X20004	2058	GB21B06207
2059	GB20B00275	2056	GB19N87141	2058	GB18N45523	2058	GB20E09932
2059	GB21B00436	2056	GB20N16273	2058	GB21N63375	2058	GB20V80147
2059	RO20-185846	2056	GB22S70523	2057	GB21N63383	2058	GB19V19884
2059	GB18C24878	2056	GB18B00639	2057	GB20P34864	2058	GB21V31530
2059	GB19N62537	2056	GB21B01232	2057	GB21N73287	2057	GB19N25318
2059	GB21N81236	2056	GB19B03004	2057	GB19C09101	2057	GB16N62996
2059	GB21V98590	2056	GB19B03049	2057	GB18C41327	2057	GB22N04646
2059	GB21B07254	2056	GB19N33492	2057	GB21V01345	2057	GB18N40247
2059	GB21B07291	2056	GB20B01410	2057	GB21S37769	2057	GB20B03903
2059	GB21B07126	2056	GB17X36885	2057	GB19X38596	2057	GB21B08230
2059	GB21V98322	2056	GB17X36899	2057	GB19B11051	2057	GB19N69711
2059	GB18B04634	2056	GB19V17143	2057	GB21N33277	2057	GB18F42338
2059	GB21V98364	2056	GB21F12914	2057	GB21N33297	2057	GB21V31580
2059	GB20H38374	2056	GB18F14246	2057	GB19E04558	2057	GB20V31569
2059	GB20H37976	2056	GB18F20835	2057	GB21E04245	2057	GB20B00437
2059	GB21F29901	2056	GB20F07129	2057	GB15N14736	2057	GB18V23612
2059	GB22S71020	2056	GB18F14269	2057	GB18N57432	2057	GB21R17414
2059	GB22S71028	2056	GB21F12321	2057	GB18N57454	2057	GB20L21004
2059	GB21N35011	2055	GB22S70000	2057	GB21N30035	2057	GB22A21096
2059	GB20H38138	2055	GB21B05220	2057	GB21N76968	2057	GB21D04125
2059	GB22S69337	2055	GB21B05209	2254	GB19S34172	2057	GB16D27053
2059	GB22S69316	2055	GB20N10797	2254	GB20H22993	2057	GB20D10599
2059	GB21F29885	2055	GB21E08332	2254	GB21H19906	2058	GB20B00415
2059	GB21B01280	2055	GB22A00136	2254	GB19S46624	2058	GB18B03860
2059	GB21E08333	2055	GB19F16003	2254	GB20B11368	2058	GB22A21008
2059	GB18F41834	2055	GB18F41468	2254	GB17B04676	2058	GB22A21039
2059	GB21F12736	2055	GB21V10700	2254	GB21S37807	2058	GB22A21096
2059	GB18B00204	2055	GB19V11576	2254	GB21S37606	2058	GB22A21034
2059	GB16N12102	2055	GB18B00192	2254	GB21S37611	2058	GB21D04138
2059	GB20V05092	2055	GB20V05115	2254	GB21N33291	2058	GB19E49503
2059	GB19V11584	2055	GB19D11934	2254	GB17E03175	2058	GB17D10278
2059	GB18B00125	2055	GB21B09432	2254	GB20E03529	2058	GB20C46759

- Basket Sheets make completing the Ring number and Crate list easier and quicker.
- It ensures the correct number of pigeons per basket.
- It ensures the correct sex in each basket.
- Having each marking station doing the same thing makes it easier and less prone to errors when calculating total numbers of pigeons and baskets from every marking station.

Additional benefits of Basket Sheets



1. Basket Sheets demonstrate to Defra and APHA quickly and easily that we know exactly which pigeon is where and who it belongs to.
2. It demonstrates to all those who are against the sport of pigeon racing that the correct number of pigeons are in each crate.
3. It confirms that transport legislation is being followed.
4. In the future, it will also aid the case for not needing vets at marking stations.

Ring Number List – Basket Sheet



- Using Marking Sheets makes it easier for the Official Vet to:
 - Check that the numbers of pigeons and baskets collected from each marking station are correct.
 - This means that the total number of pigeons, total number of baskets, total weight of all pigeons and total weight of all pigeons and baskets can be entered on the certificate accurately.
 - It enables prompt completion of the Health Certificate.
- It enables the French Health Authorities to easily check the closed ring number on the pigeon to be checked against those listed on the certificate.

Ring Number List – Basket Sheet



- Consistency in the presentation of the required information helps to avoid errors.
- It enables the French Health Authorities to easily check the closed ring number on the pigeon to be checked against those listed on the certificate.
- It reduces the likelihood of the transporter being refused entry.

How to complete the forms - CPH Number



CPH Number	Owners Name	Address	Postcode
22/333/4444	Mr P. Igeon	Perch 12, The Loft, Home Avenue	PI69 0MG

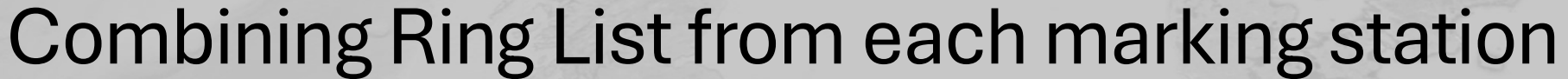
- The information above is required and can be organised by marking station.
- How this is presented will vary with the organisation but it needs to be sent as an Excel spreadsheet.
- It must all be computer printed and not handwritten.
- It must list all those racing. No shows should be removed from the list.
- Additions can be added if your system allows this.

Combining CPH files from each marking station



Provided the CPH numbers, owner and address list is sent as an Excel file then I can print this list as needed.

1. I have to add the certificate number at the top.
2. I have to have “page ... of ...” written on the bottom
3. I need space at the bottom of the page to stamp, sign and date the page. Also fill in the page number and total number of pages.
4. I must not overwrite any of the information you have supplied.



The ring list has been designed to

- show the marking station and certificate number at the top.
- there is enough space to stamp, sign and date the page
- has “page ... of ...” at the bottom which I have to fill in by hand.

Please do not try to change the layout



Sending me the information

- Use this Email – dgpukpigeonvet@gmail.com
- Photos can be sent to me by Whatsapp 07982 908958
- In the subject line of the email write the name of the marking station and liberation point e.g Steventon – Tarbes; Sunbury – Barcelona,
- Attach the Excel ring list and CPH files to the email.
- In the body of the email write
 - the total number of pigeons entered
 - the total number of crates used
 - number plate of transporter
- Then ring to check that I have received your email.

Finally



1. The Certificate cannot be completed until the OV knows how many pigeons have been entered and how many crates they are in.
2. When the OV has received your files. They will check them and make sure they will print out correctly.
3. Ring and crate lists and CPH number, owners name and address are then printed. This can be 22 or more pages.
4. The OV completes the certificate, stamps, initials or signs, dates and enters the page number of total number of pages as appropriate for each sheet.
5. Every page of the certificate is then scanned and emailed to the Logistics company.
6. Then the pages can be stapled together and given to the convoyer.

Thank you



This is a team effort.

The system we have developed enables us

to work efficiently,

to work accurately,

to meet a very tight deadline.

and most importantly race pigeons across the Channel.



A Special Thanks to

Clare Norman and Jill Webber

Liverpool
Liverpool Stoke-on-Trent
Great Yarmouth
London
Penzance
Guernsey
St Malo Carentan
Fougeres
Messac Alencon
Nort-sur-Erdre
St Philbert
St Maixent L'Ecole
Sigogne
Bordeaux
Agen
Dax
Pau
Tarbes
Perpignan